



Directions

Helping Hands Chore Match Up Game!

This game is very easy and can be played with toddlers through school age children. The object of the game is to use the icons, captions and game pages to increase your child's vocabulary and spelling ability. The game is Chore Cards are designed specifically for quick identification. **We have underlined the first letter or first two letters of the words that match the chore icons. We have found this is important for the children as it helps them identify the letters and combinations more quickly.** The toddler/preschool version includes a small picture to help identify more quickly. This game is similar to Bingo, but with some minor changes.

- 1) Print out all four Chore Match Up Game cards. Each one is different and allows up to four players at a time.
- 2) Cut out the Shuffle Cards.
- 3) Have the children lay out their chore chart icons on the table.
- 4) Give each child a Helping Hands Chore Match Up Game card.
- 5) Shuffle the cards and put them face down in a pile.
- 6) Each child takes a turn at choosing the top card and turning it over for all players to see.
- 7) If you are playing with toddlers and preschoolers read the card that was turned over and make sure the children look at it.
- 8) If you are playing with school age children, don't read the card. Let them find the match by identifying the chore and have them read it to you.
- 9) Children place their chore icons onto the Chore Match Up Game card.
- 10) The children who match a straight line, diagonal line, or fill in the whole chart win.





HELPING HANDS



Chore Match Up Game!

<u>C</u> LEAN <u>T</u> ABLE	<u>M</u> AKE <u>B</u> ED	CLEAN <u>B</u> ATHROOM	<u>V</u> ACUUM
<u>C</u> LOTHES	DO <u>D</u> ISHES	DO <u>L</u> AUNDRY	<u>C</u> HORE <u>F</u> REE
DO <u>D</u> USTING	<u>S</u> ET <u>T</u> ABLE	PUT <u>S</u> HOES AWAY	<u>W</u> ATER PLANTS
<u>F</u> EED PETS	TAKE OUT <u>T</u> RASH	<u>P</u> ICK UP <u>T</u> OYS	<u>W</u> ASH <u>W</u> INDOWS





HELPING HANDS



Chore Match Up Game!

PUT <u>S</u> H OES AWAY	FEED PETS	<u>W</u> A T E R P L A N T S	<u>S</u> E T T A B L E
<u>P</u> I C K U P T O Y S	C L E A N <u>B</u> A T H R O O M	D O <u>D</u> U S T I N G	T A K E O U T <u>T</u> R A S H
D O <u>D</u> I S H E S	<u>C</u> H O R E F R E E	D O <u>L</u> A U N D R Y	<u>C</u> L O T H E S
<u>W</u> A S H <u>W</u> I N D O W S	<u>C</u> L E A N <u>T</u> A B L E	<u>M</u> A K E <u>B</u> E D	<u>V</u> A C U U M





HELPING HANDS



Chore Match Up Game!

DO <u>L</u> AUNDRY	<u>C</u> HORE <u>F</u> REE	TAKE OUT <u>T</u> RASH	<u>P</u> ICK <u>U</u> P <u>T</u> OYS
<u>V</u> ACUUM	PUT <u>S</u> HOES AWAY	<u>S</u> ET <u>T</u> ABLE	<u>F</u> EED <u>P</u> ETS
<u>W</u> ATER PLANTS	<u>M</u> AKE <u>B</u> ED	<u>W</u> ASH <u>W</u> INDOWS	<u>C</u> LEAN <u>T</u> ABLE
CLEAN <u>B</u> ATHROOM	DO <u>D</u> USTING	<u>C</u> LOTHES	DO <u>D</u> ISHES





HELPING HANDS



















Chore Match Up Game!

<u>W</u> ASH <u>W</u> INDOWS	DO <u>D</u> USTING	<u>C</u> LOTHES	PUT <u>S</u> HOES AWAY
<u>C</u> LEAN <u>T</u> ABLE	<u>V</u> ACUUM	<u>M</u> AKE <u>B</u> ED	DO <u>D</u> ISHES
<u>P</u> ICK <u>U</u> P <u>T</u> OYS	<u>S</u> ET <u>T</u> ABLE	<u>C</u> HORE <u>F</u> REE	TAKE OUT <u>T</u> RASH
<u>W</u> ATER PLANTS	DO <u>L</u> AUNDRY	<u>C</u> LEAN <u>B</u> ATHROOM	<u>F</u> EED PETS



HELPING HANDS

Shuffle Cards for Chore Match Up Game!

 WASH WINDOWS	 DO DUSTING	 CLOTHES	 PUT AWAY SHOES
 CLEAN TABLE	 VACUUM	 MAKE BED	 DO DISHES
 PICK UP TOYS	 SET TABLE	 CHORE FREE	 TAKE OUT TRASH
 WATER PLANTS	 DO LAUNDRY	 CLEAN BATHROOM	 FEED PETS